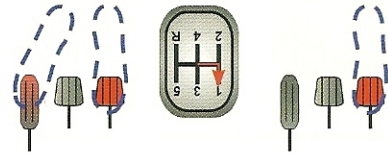
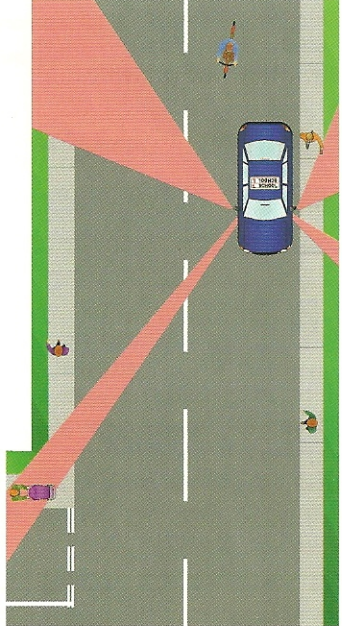


### Moving off:

PREPARE: Find the bite point.



OBSERVE: Use mirrors and look all round to check blind spots.



SIGNAL: If necessary.

Ready to release parking brake.

Remember your final safety check!

### Hazard Routine: MSPSL

You know this routine as Mirrors - Signal - Manoeuvre!  
A manoeuvre is any change in position or speed so M-S-M becomes:

Mirrors: Check position/speed of following traffic. Act sensibly on what you see!  
Signal: Ask yourself "Will a signal help others?" If you need a signal, give it in good time.

Position: If necessary, steer to a new road position in good time so that others can anticipate what you intend to do.

Speed: Slowing down, ease off the accelerator or brake. If you need to speed up, accelerate smoothly. If needed, change gear for greater control.

Look: Look well ahead. Assess the situation. Decide on what you need to do. Act promptly on your decision to wait or proceed.



### Left turn:

Use MSPSL

Check interior and left mirrors.

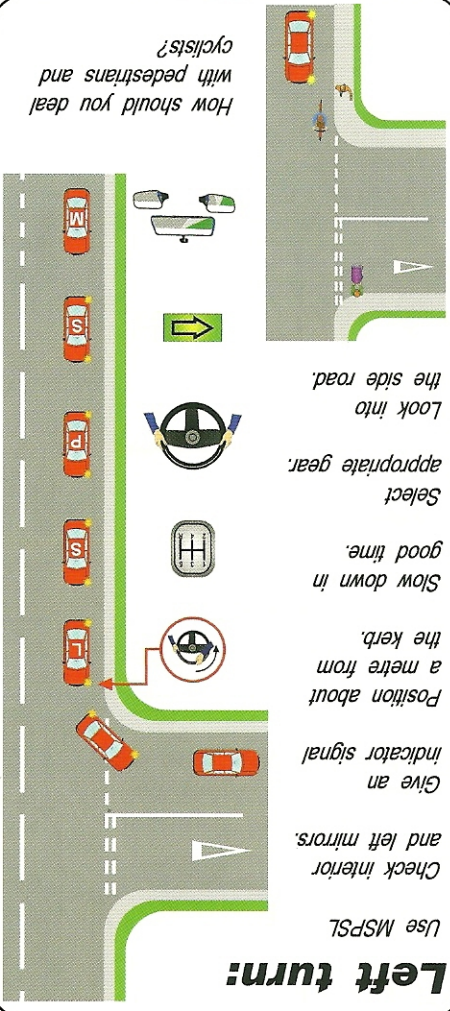
Give an indicator signal

Position about a metre from the kerb.

Slow down in good time.

Select appropriate gear.

Look into the side road.



How should you deal with pedestrians and cyclists?

### Right turn:

Use MSPSL

Check interior and right mirrors.

Give a signal.

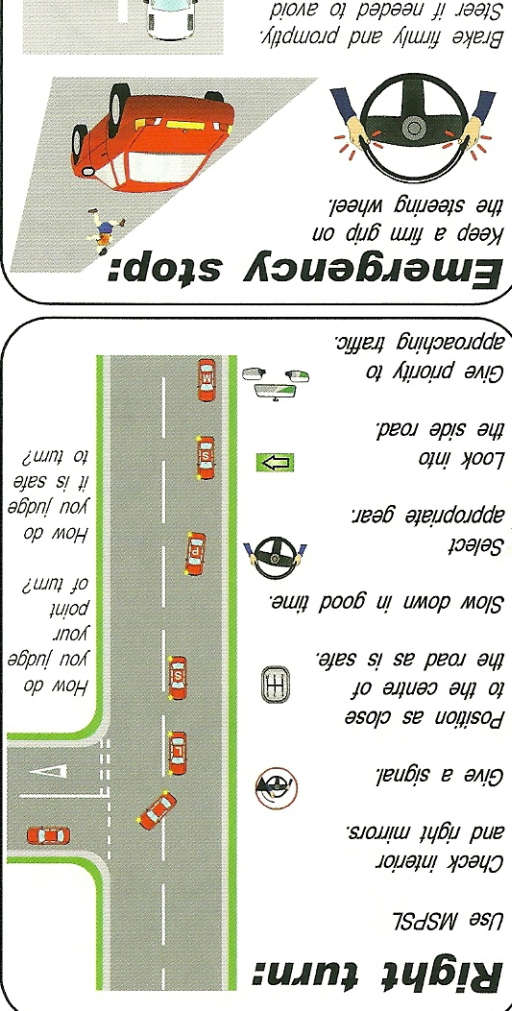
Position as close to the centre of the road as is safe.

Slow down in good time.

Select appropriate gear.

Look into the side road.

Give priority to approaching traffic.



### Emergency stop:

Keep a firm grip on the steering wheel.



Brake firmly and promptly. Steer if needed to avoid collision!

Clutch down just before stopping.

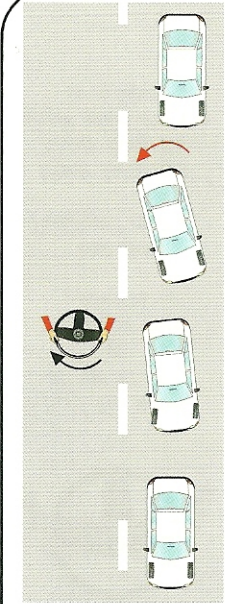
Once stopped, apply parking brake, select neutral.

When clear, take a good look round before moving off again.

If you cause a skid by braking too harshly.

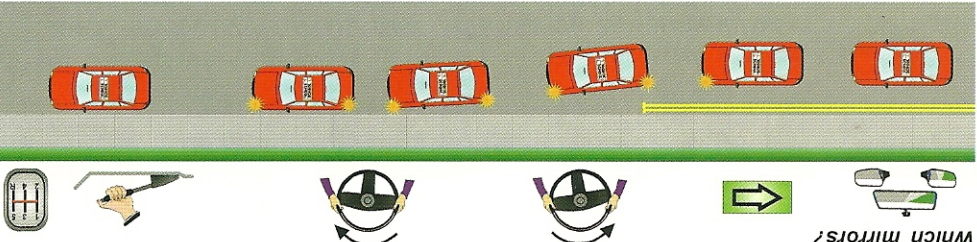
Ease the pressure on the brake pedal.

Steer to straighten the car.



### Normal stops:

Which mirrors?



Use progressive braking method. Once stopped, secure the vehicle with the parking brake and select neutral. Make sure the indicator signal is cancelled.

Use the MSM routine.

Safe, legal and convenient?